




## Division 1

<b>1. Norwood Cycling Club</b>	<b>5:12:41</b>	<b>1° DIV 1</b>	
			115. GALLOWAY Patrick 1:40:48.593
			125. HARDY Max 1:45:55.319
			126. BEAUMONT Ryan 1:45:57.227
			(134) WHITTAKER Josiah 1:47:00.684
<b>2. Raine &amp; Horne Kurralt Park (B)</b>	<b>5:12:51 + 0:10</b>	<b>2° DIV 1</b>	
			116. BRENT Kurtis 1:40:52.139
			123. KEPKA Michael 1:45:51.202
			128. CHILD Jeremy 1:46:08.128
			(130) LANG James 1:46:25.068
<b>3. ROKiT Racing (B)</b>	<b>5:12:54 + 0:13</b>	<b>3° DIV 1</b>	
			117. VANDER LAN Daniel 1:41:04.794
			121. FRIEBE Andrew 1:45:41.469
			127. WIDERA Daniel 1:46:08.128
			(129) HAWTHORN Matt 1:46:10.556
<b>4. ROKiT Racing (C)</b>	<b>5:16:02 + 3:21</b>	<b>4° DIV 1</b>	
			118. CURRIE Jarrod 1:43:42.262
			122. BOHDAN Ed 1:45:49.768
			132. DOEFER Thomas 1:46:30.396
			(133) VARRICCHIO Peter 1:46:39.918
<b>5. Aus Cycling Podium Potential Academy</b>	<b>5:37:10 + 24:29</b>	<b>5° DIV 1</b>	
			124. GIGANTE Sarah 1:45:55.319
			136. EDWARDS Sophie 1:49:03.460
			138. MARTIN-WALLACE Alex 2:02:11.565

## Division 2

<b>1. Independents</b>	<b>4:04:24</b>	<b>1° DIV 2</b>	
			2. MAN Michael 1:21:19.676
			3. WADE James 1:21:23.516
			11. CLARK Nick 1:21:41.118
			(16) De KOK Adam 1:21:56.754
<b>2. ROKiT Racing (D)</b>	<b>4:04:39 + 0:15</b>	<b>2° DIV 2</b>	
			7. DAVIES Mike 1:21:31.868
			8. WEBB Darren 1:21:31.868
			9. GRANT Cliff 1:21:36.252
			(21) STEEL Nick 1:22:16.222
<b>3. USG Racing P/B Unified Solutions Group</b>	<b>4:04:42 + 0:18</b>	<b>3° DIV 2</b>	
			4. TIDSWELL Paul 1:21:23.516
			10. MARTIN Dean 1:21:38.169
			12. JEFFRIES Sam 1:21:41.118
			(19) BRAY Phil 1:22:12.692
<b>4. ADX</b>	<b>4:04:53 + 0:29</b>	<b>4° DIV 2</b>	
			1. DOBSON Dave 1:21:14.096
			14. HESELTINE Stuart 1:21:47.125
			15. WHITE Paul 1:21:52.552
			(20) KING Graham 1:22:12.692
<b>5. Blackchrome Racing (A)</b>	<b>4:05:11 + 0:47</b>	<b>5° DIV 2</b>	
			5. PEARCE Paul 1:21:27.728
			13. WALDRON Peter 1:21:43.822



	17. BRIGGS Ben	1:21:59.980
<b>6. PowerOn WGA 4:07:25 + 3:01</b>	<b>6° DIV 2</b>	
	6. BAREI Adrian	1:21:27.728
	18. FEELY Craig	1:22:12.692
	37. BYRNE Damien	1:23:44.609
	(69) STAUNTON Richard	1:27:24.643

### Division 3

<b>1. Zero Friction Cycling (A) 4:08:22</b>	<b>1° DIV 3</b>	
	22. RESTAS Jamie	1:22:32.375
	27. ROUTLEDGE Ian	1:22:53.563
	30. SIMONS Josh	1:22:56.400
	(39) GRAY Chris	1:23:55.518
<b>2. Blackchrome Racing (B) 4:08:37 + 0:15</b>	<b>2° DIV 3</b>	
	23. LEWIS Nick	1:22:37.289
	29. VEITCH Simon	1:22:56.400
	33. SKINNER Alison	1:23:03.982
	(47) DINGLEY Luke	1:25:22.626
<b>3. D &amp; A Kelly Concrete 4:08:50 + 0:28</b>	<b>3° DIV 3</b>	
	25. KELLY Dan	1:22:42.625
	32. AFNAN Ruhi	1:22:58.115
	34. BEDDOME Craig	1:23:09.692
	(35) MARTIN Steve	1:23:10.737
<b>4. EnviroSport 4:09:57 + 1:35</b>	<b>4° DIV 3</b>	
	26. WHITE David	1:22:49.790
	28. MEADE Anthony	1:22:55.337
	41. CARTLEDGE Philip	1:24:12.615
	(44) VLAHOS George	1:24:37.606
<b>5. Titan Performance Racing 4:10:21 + 1:59</b>	<b>5° DIV 3</b>	
	24. MORCOMBE Daniel	1:22:39.883
	31. SEONG Chien Wei (Kidd)	1:22:58.115
	45. ALTREE Thomas	1:24:43.117
	(96) CROWE Andrew	1:30:30.543


### Division 4

<b>1. My Ride Woodville 4:11:46</b>	<b>1° DIV 4</b>	
	36. BOWEY Adam	1:23:40.062
	38. MAHECHA Yovanni	1:23:52.730
	42. BURGESS Peter	1:24:13.994
	(84) BATEMAN Paul	1:28:23.179
<b>2. ROKiT Racing (E) 4:17:08 + 5:22</b>	<b>2° DIV 4</b>	
	43. SCOLERI Carmelo	1:24:33.448
	50. JAMES Evan	1:26:14.873
	51. BAKER Dave	1:26:20.290
	(100) SUMMERS Matt	1:32:38.429
<b>3. Power On - Dimmer 4:17:48 + 6:02</b>	<b>3° DIV 4</b>	
	46. BATE Richard	1:24:43.423
	49. KINNANE Paul	1:26:14.873
	58. WAGNER Tony	1:26:50.493
	(97) CATINARI Anthony	1:31:09.731
<b>4. Zero Friction Cycling (B) 4:22:06 + 10:20</b>	<b>4° DIV 4</b>	
	48. DABROWSKI Mark	1:25:56.703
	79. HILL David	1:27:53.985
	83. KOVAC Peter	1:28:16.165
	(93) ROBERTS Corey	1:29:55.360



NGERINGA

Zero Friction  
Cycling



PREPD

<b>5. EnviroSport Green</b>	<b>4:31:17 + 19:31</b>	<b>5° DIV 4</b>	
		40. MCINTYRE Bryan	1:24:04.803
		87. VLAHOS Kerry	1:28:49.887
		114. FEAR Glenn	1:38:22.626

#### Division 5

<b>1. Mood Racing</b>	<b>4:20:15</b>	<b>1° DIV 5</b>	
		52. WILSON Thomas	1:26:27.589
		57. KIRBY Ryan	1:26:46.505
		63. GROVE Rob	1:27:01.027
<b>2. Transitions Drivewear A</b>	<b>4:20:25 + 0:10</b>	<b>2° DIV 5</b>	
		55. HANDBERG Mark	1:26:36.121
		59. LIDDICOAT Paul	1:26:53.616
		60. WOOD Chris	1:26:55.432
		(67) VAN DER BERG Louis	1:27:13.797
<b>3. USG Racing – P/B Precision Control &amp; Electrical</b>	<b>4:20:42 + 0:27</b>	<b>3° DIV 5</b>	
		53. HOCKING Joshua	1:26:33.120
		62. STURM Steve	1:27:01.027
		65. ROWLAND Jason	1:27:08.681
		(73) CRAWFORD Brad	1:27:35.080
<b>4. Transitions Drivewear B</b>	<b>4:21:16 + 1:01</b>	<b>4° DIV 5</b>	
		54. WILSON Steve	1:26:35.120
		61. ORR Luke	1:26:57.590
		76. SLATER David	1:27:43.944
		(131) REICHELT Phil	1:46:28.701
<b>5. Bay City Rollers</b>	<b>4:21:37 + 1:22</b>	<b>5° DIV 5</b>	
		64. MACKENZIE Richard	1:27:03.966
		66. CLARK Ivan	1:27:09.689
		68. LAWSON Matt	1:27:24.054
		(85) DAWE Simon	1:28:29.488
<b>6. Lapin Blanc Pursuit Team</b>	<b>4:26:36 + 6:21</b>	<b>6° DIV 5</b>	
		56. WATERS Mike	1:26:43.497
		71. SMITH Adam	1:27:30.660
		98. EGLINTON Ian	1:32:22.648
		(99) MITCHELL Greg	1:32:34.387

#### Division 6

<b>1. Team Road Raise</b>	<b>4:22:54</b>	<b>1° DIV 6</b>	
		70. FATHERS Gavin	1:27:28.393
		74. NANCARROW Jamie	1:27:35.682
		77. HUTCHENS Craig	1:27:49.952
		(135) HANDRICK Stephen	1:48:43.447
<b>2. AGP</b>	<b>4:23:10 + 0:16</b>	<b>2° DIV 6</b>	
		72. CARPI Wagner	1:27:32.212
		75. PYPER John	1:27:43.727
		80. LIVINGS Ben	1:27:54.634
		(86) THOMAS Mark	1:28:49.431
<b>3. 2X2</b>	<b>4:25:11 + 2:17</b>	<b>3° DIV 6</b>	
		81. WILLSON Tony	1:27:54.634
		82. GOLDING Kath	1:27:58.543
		90. de KONING Jeff	1:29:18.081
		(92) STEELE Amanda	1:29:51.641


#### Open

<b>1. NRS Composite</b>	<b>4:47:29</b>	<b>1° OPEN</b>	
		101. BENNETT Iven	1:35:05.409
		104. SAYERS Cooper	1:36:01.743



NGERINGA

Zero Friction  
Cycling



PREPD

<b>1. NRS Composite</b>	<b>4:47:29</b>	<b>1° OPEN (continued)</b>	
		107. FIELKE Jai	1:36:22.537
		(110) PEARCE Callum	1:36:32.100
<b>2. Van D'am Racing</b>	<b>4:48:41</b>	<b>+ 1:12</b>	<b>2° OPEN</b>
		102. GOLDING Will	1:35:12.323
		105. SAUNDERS Tristan	1:36:02.744
		112. SIWEK Daniel	1:37:26.812
		(119) THOMAS Kael	1:43:53.001
<b>3. Raine &amp; Horne Kurralt Park (A)</b>	<b>4:49:52</b>	<b>+ 2:23</b>	<b>3° OPEN</b>
		103. EVANS Karl	1:35:17.644
		111. JACOBS JP	1:36:44.701
		113. PASCALE Donny	1:37:50.269
		(137) PAGE Nathan	1:49:22.909
<b>4. ROKiT Racing (A)</b>	<b>4:58:28</b>	<b>+ 10:59</b>	<b>4° OPEN</b>
		106. FOX Matt	1:36:16.748
		109. HOFFMAN Lucas	1:36:32.100
		120. WALKER Lewis	1:45:39.314



NGERINGA

Zero Friction  
Cycling



PREPD